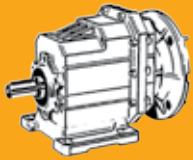
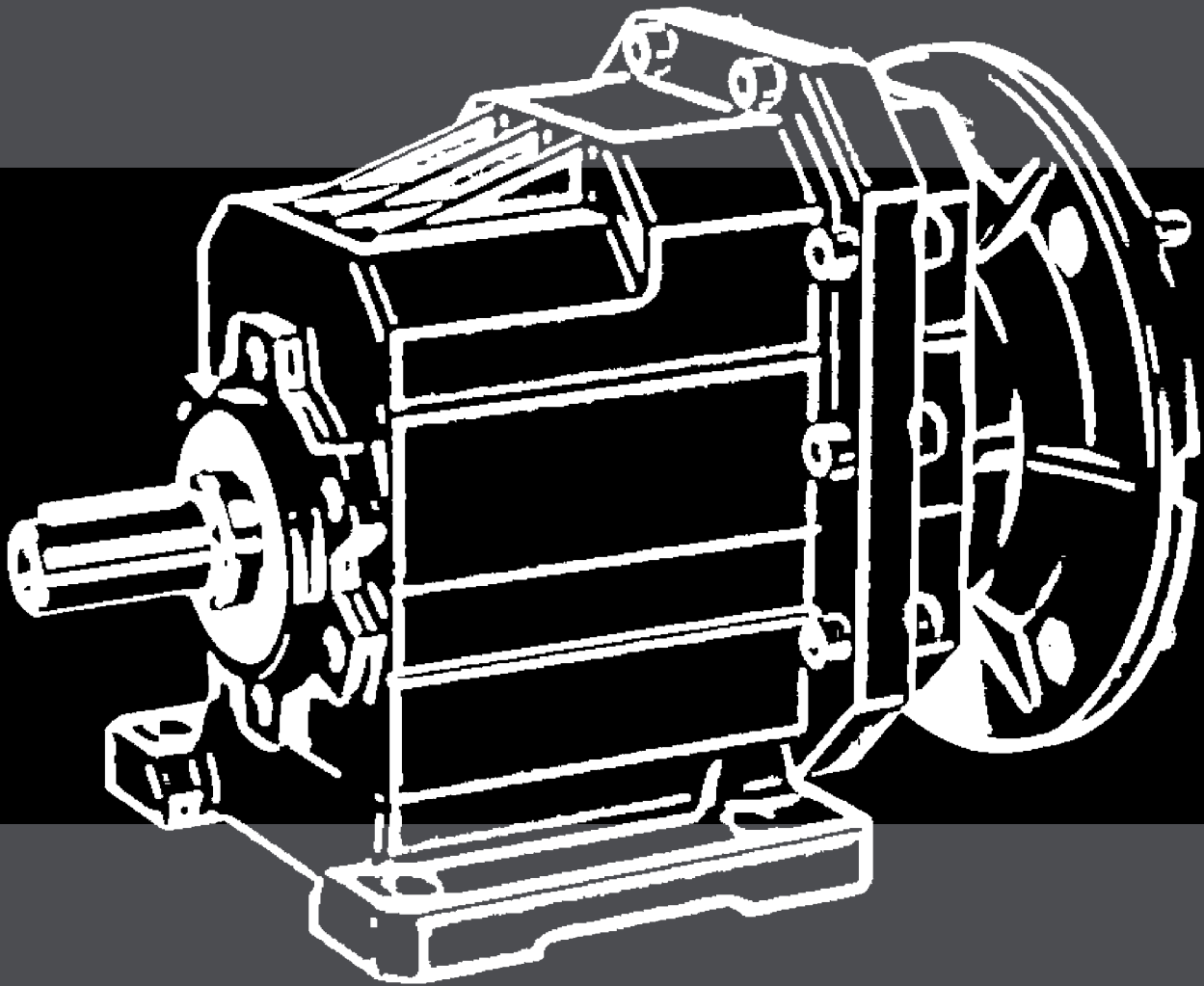
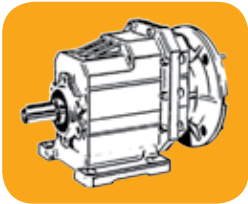


BONVARIO



BON SERIES *HELICAL GEAR BOXES*





INDEX

Page no.

TECHNICAL FEATURES	2
CLASSIFICATION	2
GENERAL INFORMATION	3
RADIAL LOADS	4
SERVICE FACTOR F_s	5
IEC MOTOR ADAPTORS	5
LUBRICATION	6
MOUNTING POSITION	6
TECHNICAL DATA	7
DIMENSION SHEET	16
NOTES	24

WORM GEARBOXES



BL SERIES



BVF SERIES



BW SERIES

HELICAL GEARBOXES

BON SERIES



ELECTRIC MOTORS



BM SERIES



TECHNICAL FEATURES

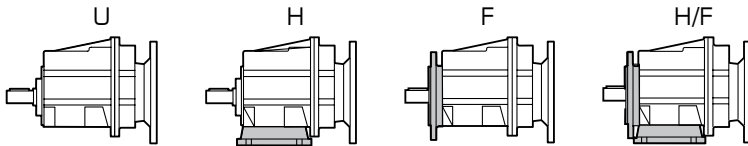
The high degree of modularity is a design feature of BON helical gearboxes range. It is possible to set up the version required using flanges or feet.


BON series helical gear boxes are manufactured in 4 sizes i.e. 20, 25, 30 and 35. Power 0.12 kw - 4 kw & ratio 4-60.

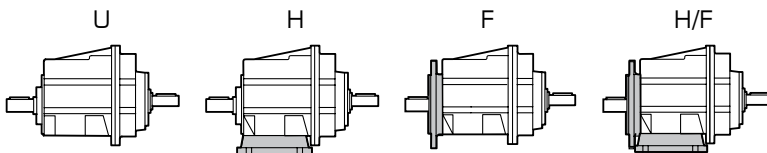
The main features of BON range are:


- Die-cast aluminium housings and flanges
- Multiple mounting options
- Ground-hardened helical gears;
- Permanent synthetic oil long-life lubrication.
- Low noise
- High efficiency

CLASSIFICATION



Type	Size	Stages	Version	Ratio	IEC	Version	Mounting Position
BON	20	2	U...	See tables	 56 – 112	B5	B3-B5
	25		H...			B14	B8
	30		F...			B6	
	35		H.../F...			B7	



Type	Size	Stages	Version	Ratio	IEC	Version	Mounting Position
BON-IS	20	2	U...	See tables	 56 – 112	B5	B3-B5
	25		H...			B14	B8
	30		F...			B6	
	35		H.../F...			B7	

GENERAL INFORMATION

POWER P

$$P_1 \cdot \eta = P_2$$

P_1 = Input power

P_2 = Output power

η = Transmission efficiency

ROTATION SPEED n

n_1 = Input speed

n_2 = Output speed

An output speed ≤ 1400 rpm is suggested so as to optimize the working condition and extend the service life.

Input speed higher are allowed by following the table below:

n. RPM	POWER
1400	Kw
2000	Kw * 1,35
2800	Kw * 1,8

TRANSMISSION RATIO i

$$i = \frac{n_1}{n_2}$$

TORQUE M

$$M_2 = \frac{9550 \cdot P_1}{n_2} \text{ [Nm]}$$

$$M_2 \geq M_{2n} \cdot fs \text{ [Nm]}$$

M_2 = Output torque

M_{2n} = Rated output torque

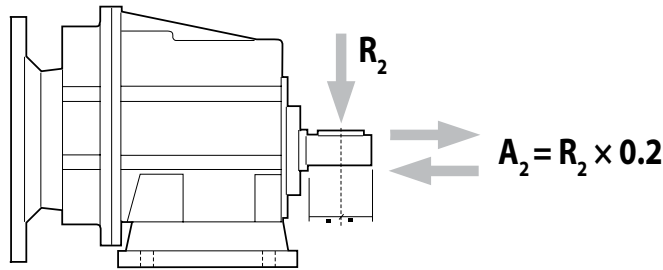
P_1 = Input power

η = Transmission efficiency

fs = Service factor

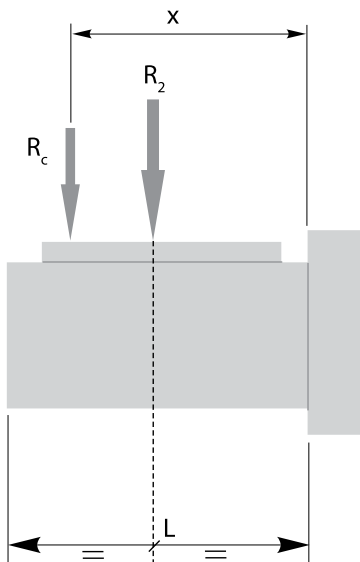


RADIAL LOADS



n_2 [min ⁻¹]				
	BON 20	BON 25	BON 30	BON 35
700	764	1529	1987	2379
600	805	1609	2092	2504
500	855	1710	223	2661
400	921	1842	2395	2866
250	1077	2154	2801	3353
180	1323	2554	3321	3897
150	1406	2714	3529	4244
120	1631	3467	3801	4572
100	1842	3684	4507	5234
80	1984	3969	5042	5991
60	2184	4368	5549	6594
40	2500	5000	6500	8000
10	2500	5000	6500	8000

When the resulting radial load is not applied on the centre line of the shaft it is necessary to calculate the effective load with the following formula:



	BON 20	BON 25	BON 30	BON 35
a	104	117	132	150
b	84	92	102	115
R_{2MAX}	2500	5000	6500	8000

$$R_c = \frac{R_2 \cdot a}{(b+x)} \leq R_{2MAX}$$


$$R \leq R_c$$

a, b = Values given in the table

R_2 = Permitted output radial load

A_2 = Permitted output axial load



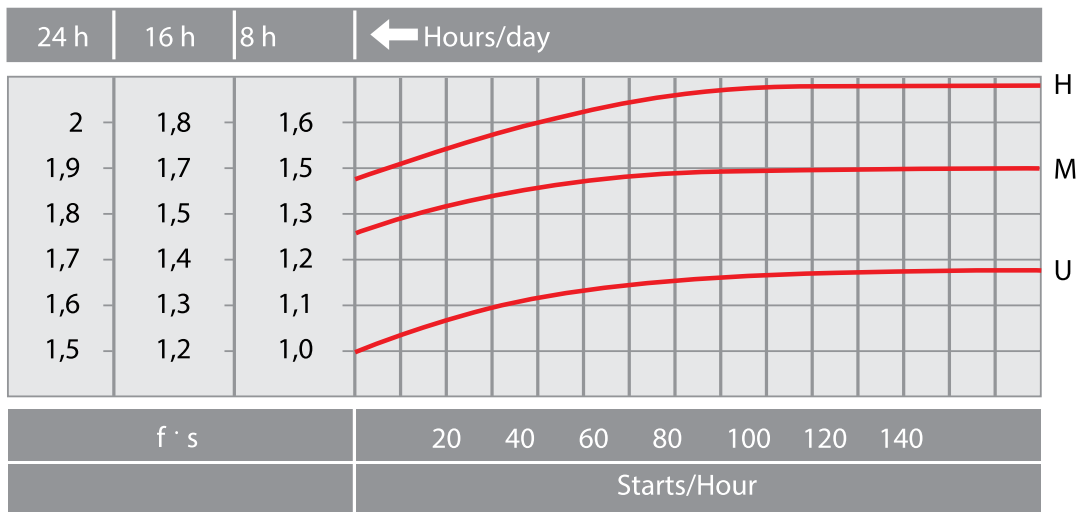


SERVICE FACTOR F_s

The service factor mainly depends on three parameters:

- type to load: U - M - H
- run time: h/day
- start-up frequency: na/h

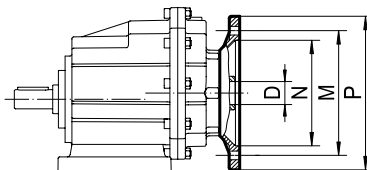
- U** = uniform
- M** = moderate
- H** = heavy
- na/h** = starts/hour



LOAD TYPE - APPLICATION EXAMPLE

- U** Conveyor belts for light weights - centrifugal pumps - lifts - bottling machines
- M** Conveyor belts for heavy weights - packing machines - wood working machines - gear pumps
- H** Mixers - bucket elevators - tooling machines - machinery for bricks - vibrators

IEC MOTOR ADAPTORS



IEC	63B5	71B5	71B14	80B5	80B14	90B5	90B14	100B5	100B14	112B5	112B14
D_{ES}	11	14		19		24		28		28	
P	140	160	105	200	140	200	140	250	160	250	160
M	115	130	85	165	115	165	115	215	130	215	130
N	95	110	70	130	95	130	95	180	110	180	110

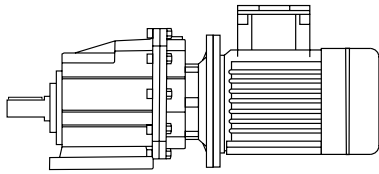


LUBRICATION

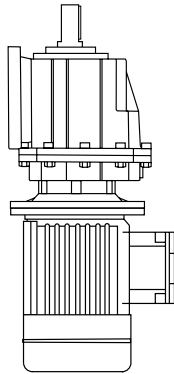
BON		ISO	 SHELL	 MOBIL	 BP	Lubrication type
		-10 to +40	VG 220	Shell Omala 220	Mobilgear 630	BP Energol GR-XP 220
-20 to +25	VG 150 VG 100	Shell Omala 100	Mobilgear 627	BP Energol GR-XP 100		
-30 to +10	VG 68-46 VG 32	Shell Tellus T 32	Mobil D.T.E. 13M			
-40 to -20	VG 22 VG 15	Shell Tellus T 15	Mobil D.T.E. 11M	BP Energol HLP-HM 15	Syntetic oil	
-40 to +40	VG 150	Shell Omala HD 150	Mobil SHC 629			
-40 to +40	VG 220	Shell Omala HD 150	Mobil SHC 630			
-25 to +50	VG 320	Shell Tivela S 320				

MOUNTING POSITION

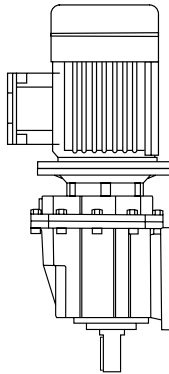
B3



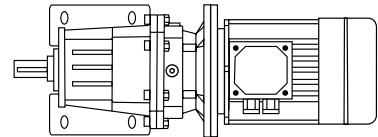
V6



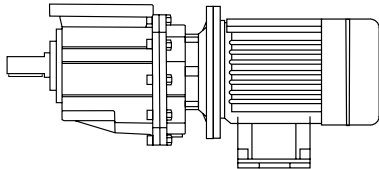
V5



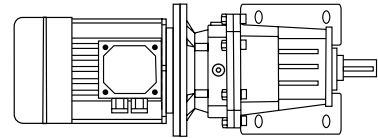
B6



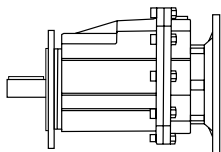
B8



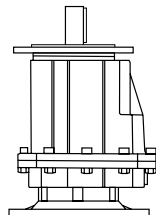
B7



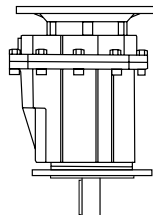
B8



B8



B8



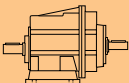
Size	Fill quantity in litres	
	STANDARD	V6/V3
BON 20	0,4	0,6
BON 25	0,5	0,7
BON 30	0,8	1,1
BON 35	1,2	1,6

The BON gearboxes are supplied with Shell Tivela S 320 oil for STANDARD position, when mounted in V6/V3 it is necessary to add the correct quantity of oil.



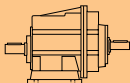
TECHNICAL DATA

n_1 1400 min⁻¹

	n_2 (min ⁻¹)	Mn_2 (Nm)	Pn_1 (kW)	i
---	-------------------------------	----------------	-------------	-----

BON-IS 20

26.3	120	0.34	53.33
30.5	120	0.40	45.89
34.9	120	0.46	40.10
39.5	120	0.52	35.47
49.1	120	0.64	28.50
59.4	120	0.78	23.56
70.6	120	0.92	19.83
78.4	90	0.77	17.86
95.8	120	1.25	14.62
101	90	1.00	13.80
118	120	1.54	11.90
143	120	1.87	9.81
153	80	1.33	9.17
181	80	1.58	7.72
246	70	1.88	5.69
302	70	2.31	4.63
366	70	2.80	3.82

	n_2 (min ⁻¹)	Mn_2 (Nm)	Pn_1 (kW)	i
---	-------------------------------	----------------	-------------	-----

BON-IS 30

24.1	300	0.79	58.09
28.0	300	0.92	50.02
32.0	300	1.05	43.75
36.1	300	1.18	38.73
40.4	300	1.32	34.62
49.5	300	1.62	28.30
64.3	280	1.96	21.78
81	280	2.47	17.33
93	260	2.64	15.06
113	260	3.21	12.37
136	240	3.57	10.28
177	180	3.47	7.93
222	180	4.36	6.31
255	150	4.18	5.48
311	150	5.09	4.50
374	150	6.12	3.74

BON-IS 25

25.9	200	0.57	54.00
30.1	200	0.66	46.46
34.5	200	0.75	40.60
39.0	200	0.85	35.91
48.5	200	1.06	28.88
58.7	200	1.28	23.85
69.7	200	1.52	20.08
81.9	140	1.25	17.10
94.5	200	2.06	14.81
106	140	1.62	13.21
116	200	2.53	12.05
141	200	3.08	9.93
159	120	2.09	8.78
189	120	2.48	7.39
257	100	2.80	5.45
316	100	3.45	4.43
383	80	3.34	3.66

BON-IS 35

24.1	500	1.31	58.09
28.0	500	1.53	50.02
32.0	500	1.75	43.75
36.1	500	1.97	38.73
40.4	500	2.21	34.62
49.5	500	2.70	28.30
64.3	480	3.37	21.78
81	480	4.23	17.33
93	460	4.66	15.06
113	460	5.68	12.37
136	440	6.54	10.28
177	260	5.01	7.93
222	260	6.29	6.31
255	230	6.41	5.48
311	230	7.80	4.50
374	200	8.17	3.74



Note:


Pn_1 is an input mechanical power which must be reduced by the heating factor in order to get the relevant one. For more details please contact our Technical Service.





BON HELICAL GEAR BOXES

P_{1n} (kW)	n_2 (r/min)	M_{2n} (Nm)	i	SF		
------------------	------------------	------------------	---	----	---	---

P_{1n} (kW)	n_2 (r/min)	M_{2n} (Nm)	i	SF		
------------------	------------------	------------------	---	----	---	---

0.12

4 Pole (1400 rpm)	26	42	53.33	2.9	BON 20	B5/B14
	31	36	45.89	3.3		B5/B14
	35	32	40.1	3.8		B5/B14
	39	28	35.47	4.3		B5/B14
	49	22	28.5	5.4		B5/B14
	59	18.5	23.56	6.5		B5/B14
	71	15.6	19.83	7.7		B5/B14
	78	14	17.86	6.4		B5/B14
	96	11.5	14.62	10.4		B5/B14
	101	10.8	13.8	8.3		B5/B14
	118	9.4	11.9	12.8		B5/B14
	143	7.7	9.81	15.6		B5/B14
	153	7.2	9.17	11.1		B5/B14
	181	6.1	7.72	13.2		B5/B14
	246	4.5	5.69	15.7		B5/B14
302	3.6	4.63	19.2	B5/B14		
366	3	3.82	23.3	B5/B14		
6 Pole (960 rpm)	16.9	65	53.33	1.8	BON 20	B5/B14
	19.6	56	45.89	2.1		B5/B14
	22	49	40.10	2.4		B5/B14
	25	43	35.47	2.8		B5/B14
	32	35	28.5	3.4		B5/B14
	38	29	23.56	4.2		B5/B14
	45	24	19.83	5		B5/B14
	50	22	17.86	4.1		B5/B14
	62	17.9	14.62	6.7		B5/B14
	65	16.9	13.80	5.3		B5/B14
	76	14.5	11.90	8.2		B5/B14
	92	12	9.81	10		B5/B14
	98	11.2	9.17	7.1		B5/B14
	117	9.4	7.72	8.5		B5/B14
	158	7	5.69	10.1		B5/B14
194	5.7	4.63	12.4	B5/B14		
236	4.7	3.82	15	B5/B14		

6 Pole (960 rpm)	153	10.8	9.17	7.4	BON 20	B5/B14	
	181	9.1	7.72	8.8		B5/B14	
	246	6.7	5.69	10.4		B5/B14	
	302	5.5	4.63	12.8		B5/B14	
	366	4.5	3.82	15.5		B5/B14	
	16.9	98	53.33	1.2		BON 25	B5/B14
	19.6	84	45.89	1.4			B5/B14
	22	74	40.1	1.6			B5/B14
	25	65	35.47	1.8			B5/B14
	32	52	28.5	2.3			B5/B14
	38	43	23.56	2.8			B5/B14
	45	36	19.83	3.3			B5/B14
	50	33	17.86	2.7			B5/B14
	16.7	99	54.00	2			B5/B14
	19.4	85	46.46	2.3			B5/B14
22	74	40.60	2.7	B5/B14			
25	66	35.91	3	B5/B14			
31	53	28.88	3.8	B5/B14			



0.25



4 Pole (1400 rpm)	26	87	53.33	1.4	BON 20	B5/B14
	31	75	45.89	1.6		B5/B14
	35	66	40.1	1.8		B5/B14
	39	58	35.47	2.1		B5/B14
	49	47	28.5	2.6		B5/B14
	59	39	23.56	3.1		B5/B14
	71	32	19.83	3.7		B5/B14
	78	29	17.86	3.1		B5/B14
	96	24	14.62	5		B5/B14
	101	23	13.8	4		B5/B14
	118	19.5	11.9	6.2		B5/B14
	143	16.1	9.81	7.5		B5/B14
	153	15	9.17	5.3		B5/B14
	181	12.6	7.72	6.3		B5/B14
	246	9.3	5.69	7.5		B5/B14
302	7.6	4.63	9.2	B5/B14		
366	6.3	3.82	11.2	B5/B14		
26	88	54	2.3	BON 25	B5/B14	
30	76	46.46	2.6		B5/B14	
34	66	40.6	3		B5/B14	
39	59	35.91	3.4		B5/B14	

0.18

4 Pole (1400 rpm)	26	63	53.33	1.9	BON 20	B5/B14
	31	54	45.89	2.2		B5/B14
	35	47	40.1	2.5		B5/B14
	39	42	35.47	2.9		B5/B14
	49	34	28.5	3.6		B5/B14
	59	28	23.56	4.3		B5/B14
	71	23	19.83	5.1		B5/B14
	78	21	17.86	4.3		B5/B14
	96	17.2	14.62	7		B5/B14
	101	16.3	13.8	5.5		B5/B14
	118	14	11.9	8.6		B5/B14
	143	11.6	9.81	10.4		B5/B14



P_{1n} (kW)	n_2 (r/min)	M_{2n} (Nm)	i	SF			
6 Pole (960 rpm)	16.9	136	53.33	0.88	BON 20	B5/B14	
	19.6	117	45.89	1		B5/B14	
	22	102	40.1	1.2		B5/B14	
	25	90	35.47	1.3		B5/B14	
	32	73	28.5	1.7		B5/B14	
	38	60	23.56	2		B5/B14	
	45	51	19.83	2.4		B5/B14	
	50	45	17.86	2		B5/B14	
	62	37	14.62	3.2		B5/B14	
	65	35	13.8	2.6		B5/B14	
	76	30	11.9	4		B5/B14	
	92	25	9.81	4.8		B5/B14	
	98	23	9.17	3.4		B5/B14	
	117	19.7	7.72	4.1		B5/B14	
	158	14.5	5.69	4.8		B5/B14	
	194	11.8	4.63	5.9		B5/B14	
	236	9.7	3.82	7.2		B5/B14	
	16.7	138	54.00	1.5		BON 25	B5/B14
	19.4	118	46.46	1.7			B5/B14
	22	103	40.60	1.9			B5/B14
25	91	35.91	2.2	B5/B14			
31	74	28.88	2.7	B5/B14			

P_{1n} (kW)	n_2 (r/min)	M_{2n} (Nm)	i	SF			
6 Pole (960 rpm)	24	141	58.09	2.1	BON 30	B5/B14	
	28	121	50.02	2.5		B5/B14	
	32	106	43.75	2.8		B5/B14	
	36	94	38.73	3.2		B5/B14	
	40	84	34.62	3.6		B5/B14	
	25	134	35.47	0.91		BON 20	B5/B14
	32	107	28.5	1.1			B5/B14
	38	89	23.56	1.4			B5/B14
	45	75	19.83	1.6			B5/B14
	50	67	17.86	1.3			B5/B14
	62	55	14.62	2.2	B5/B14		
	65	52	13.8	1.7	B5/B14		
	76	45	11.9	2.7	B5/B14		
	92	37	9.81	3.2	B5/B14		
	98	35	9.17	2.3	B5/B14		
	117	29	7.72	2.7	B5/B14		
	16.7	204	54	1	BON 25	B5/B14	
	19.4	175	46.46	1.1		B5/B14	
	22	153	40.6	1.3		B5/B14	
	25	135	35.91	1.5		B5/B14	
31	109	28.88	1.8	B5/B14			
38	90	23.85	2.2	B5/B14			
45	76	20.08	2.6	B5/B14			
53	64	17.1	2.2	B5/B14			
68	50	13.21	2.8	B5/B14			
15.5	219	58.09	1.4	BON 30		B5/B14	
18.0	189	50.02	1.6		B5/B14		
21	165	43.75	1.8		B5/B14		
23	146	38.73	2.1		B5/B14		
26	130	34.62	2.3		B5/B14		
32	107	28.3	2.8		B5/B14		
41	82	21.78	3.4		B5/B14		

0.37



4 Pole (1400 rpm)	26	129	53.33	0.93	BON 20	B5/B14	
	31	111	45.89	1.1		B5/B14	
	35	97	40.1	1.2		B5/B14	
	39	86	35.47	1.4		B5/B14	
	49	69	28.5	1.7		B5/B14	
	59	57	23.56	2.1		B5/B14	
	71	48	19.83	2.5		B5/B14	
	78	43	17.86	2.1		B5/B14	
	96	35	14.62	3.4		B5/B14	
	101	33	13.8	2.7		B5/B14	
	118	29	11.9	4.2		B5/B14	
	143	24	9.81	5		B5/B14	
	153	22	9.17	3.6		B5/B14	
	181	18.7	7.72	4.3		B5/B14	
	246	13.8	5.69	5.1		B5/B14	
	302	11.2	4.63	6.2		B5/B14	
	366	9.3	3.82	7.6		B5/B14	
	26	131	54	1.5		BON 25	B5/B14
	30	113	46.46	1.8			B5/B14
	34	98	40.6	2			B5/B14
39	87	35.91	2.3	B5/B14			
48	70	28.88	2.9	B5/B14			
59	58	23.85	3.5	B5/B14			
70	49	20.08	4.1	B5/B14			
82	41	17.1	3.4	B5/B14			
95	36	14.81	5.6	B5/B14			



0.55

2 Pole (2800 rpm)	53	96	53.33	1.2	BON 20	B5/B14	
	61	83	45.89	1.5		B5/B14	
	70	72	40.1	1.7		B5/B14	
	79	64	35.47	1.9		B5/B14	
	98	51	28.5	2.3		B5/B14	
	119	42	23.56	2.8		B5/B14	
	141	36	19.83	3.4		B5/B14	
	157	32	17.86	2.8		B5/B14	
	203	25	13.8	3.6		B5/B14	
	52	97	54.0	2.1		BON 25	B5/B14
	60	84	46.46	2.4			B5/B14
	69	73	40.60	2.7			B5/B14
	78	65	35.91	3.1			B5/B14
	97	52	28.88	3.8			B5/B14





BON HELICAL GEAR BOXES

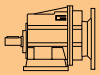

P_{1n} (kW)	n_2 (r/min)	M_{2n} (Nm)	i	SF		
4 Pole (1400 rpm)	39	128	35.47	0.94	BON 20	B5/B14
	49	103	28.50	1.2		B5/B14
	59	85	23.56	1.4		B5/B14
	71	71	19.83	1.7		B5/B14
	78	64	17.86	1.4		B5/B14
	96	53	14.62	2.3		B5/B14
	101	50	13.80	1.8		B5/B14
	118	43	11.90	2.8		B5/B14
	143	35	9.81	3.4		B5/B14
	153	33	9.17	2.4		B5/B14
	181	28	7.72	2.9	B5/B14	
	246	20	5.69	3.4	B5/B14	
	302	16.7	4.63	4.2	B5/B14	
	366	13.8	3.82	5.1	B5/B14	
	26	194	54	1	BON 25	B5/B14
	30	167	46.46	1.2		B5/B14
	34	146	40.6	1.4		B5/B14
	39	129	35.91	1.5		B5/B14
	48	104	28.88	1.9		B5/B14
	59	86	23.85	2.3		B5/B14
70	72	20.08	2.8	B5/B14		
82	62	17.1	2.3	B5/B14		
95	53	14.81	3.7	B5/B14		
106	48	13.21	2.9	B5/B14		
24	209	58.09	1.4	BON 30	B5/B14	
28	180	50.02	1.7		B5/B14	
32	158	43.75	1.9		B5/B14	
36	139	38.73	2.2		B5/B14	
40	125	34.62	2.4		B5/B14	
49	102	28.3	2.9		B5/B14	
64	78	21.78	3.6	B5/B14		
81	62	17.33	4.5	B5/B14		
24	209	58.09	2.4	BON 35	B5/B14	
28	180	50.02	2.8		B5/B14	
32	158	43.75	3.2		B5/B14	
36	139	38.73	3.6		B5/B14	
40	125	34.62	4.0		B5/B14	
38	132	23.56	0.91		BON 20	B5/B14
45	111	19.83	1.1	B5/B14		
62	82	14.62	1.5	B5/B14		
65	77	13.8	1.2	B5/B14		
76	67	11.9	1.8	B5/B14		
92	55	9.81	2.2	B5/B14		
98	51	9.17	1.6	B5/B14		
117	43	7.72	1.8	B5/B14		
158	32	5.69	2.2	B5/B14		
194	26	4.63	2.7	B5/B14		
236	21	3.82	3.3	B5/B14		

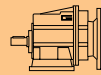

P_{1n} (kW)	n_2 (r/min)	M_{2n} (Nm)	i	SF		
22	227	40.6	0.88	BON 25	B5/B14	
25	201	35.91	1		B5/B14	
31	162	28.88	1.2		B5/B14	
38	134	23.85	1.5		B5/B14	
45	113	20.08	1.8		B5/B14	
53	96	17.1	1.5		B5/B14	
61	83	14.81	2.4		B5/B14	
68	74	13.21	1.9		B5/B14	
103	49	8.78	2.4		B5/B14	
15.5	325	58.09	0.92		BON 30	B5/B14
18.0	280	50.02	1.1	B5/B14		
21	245	43.75	1.2	B5/B14		
23	217	38.73	1.4	B5/B14		
26	194	34.62	1.5	B5/B14		
32	159	28.3	1.9	B5/B14		
41	122	21.78	2.3	B5/B14		
52	97	17.33	2.9	B5/B14		
60	84	15.06	3.1	B5/B14		
73	69	12.3	3.8	B5/B14		
15.5	325	58.09	1.5	BON 35	B5/B14	
18.0	280	50.02	1.8		B5/B14	
21	245	43.75	2		B5/B14	
23	217	38.73	2.3		B5/B14	
26	194	34.62	2.6		B5/B14	
32	159	28.3	3.2		B5/B14	
41	122	21.78	3.9	B5/B14		

0.75

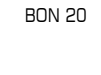

P_{1n} (kW)	n_2 (r/min)	M_{2n} (Nm)	i	SF		
2 Pole (2800 rpm)	61	113	45.89	1.1	BON 20	B5/B14
	70	98	40.1	1.2		B5/B14
	79	87	35.47	1.4		B5/B14
	98	70	28.5	1.7		B5/B14
	119	58	23.56	2.1		B5/B14
	141	49	19.83	2.5		B5/B14
	157	44	17.86	2.1	B5/B14	
	192	36	14.62	3.3	B5/B14	
	203	34	13.8	2.7	B5/B14	
	52	133	54.00	1.5	BON 25	B5/B14
	60	114	46.46	1.8		B5/B14
	69	100	40.6	2		B5/B14
	78	88	35.91	2.3		B5/B14
97	71	28.88	2.8	B5/B14		
117	59	23.85	3.4	B5/B14		
139	49	20.08	4.1	B5/B14		
164	42	17.1	3.3	B5/B14		



P_{1n} (kW)	n_2 (r/min)	M_{2n} (Nm)	i	SF		
2 Pole (2800 rpm)	48	143	58.09	2.1	BON 30	B5/B14
	56	123	50.02	2.4		B5/B14
	64	107	43.75	2.8		B5/B14
	72	95	38.73	3.2		B5/B14
	81	85	34.62	3.5		B5/B14
4 Pole (1400 rpm)	59	116	23.56	1	BON 20	B5/B14
	71	97	19.83	1.2		B5/B14
	78	88	17.86	1		B5/B14
	96	72	14.62	1.7		B5/B14
	101	68	13.8	1.3		B5/B14
	118	58	11.9	2.1		B5/B14
	143	48	9.81	2.5		B5/B14
	153	45	9.17	1.8		B5/B14
	181	38	7.72	2.1		B5/B14
	246	28	5.69	2.5		B5/B14
	302	23	4.63	3.1	B5/B14	
	366	18.8	3.82	3.7	B5/B14	
	30	228	46.46	0.88	BON 25	B5/B14
	34	199	40.6	1		B5/B14
	39	176	35.91	1.1		B5/B14
	48	142	28.88	1.4		B5/B14
	59	117	23.85	1.7		B5/B14
	70	99	20.08	2		B5/B14
	82	84	17.1	1.7		B5/B14
	95	73	14.81	2.7		B5/B14
106	65	13.21	2.2	B5/B14		
116	59	12.05	3.4	B5/B14		
141	49	9.93	4.1	B5/B14		
159	43	8.78	2.8	B5/B14		
189	36	7.39	3.3	B5/B14		
257	27	5.45	3.7	B5/B14		
24	285	58.09	1.1	BON 30	B5/B14	
28	246	50.02	1.2		B5/B14	
32	215	43.75	1.4		B5/B14	
36	190	38.73	1.6		B5/B14	
40	170	34.62	1.8		B5/B14	
49	139	28.3	2.2	B5/B14		
64	107	21.78	2.6	B5/B14		
81	85	17.33	3.3	B5/B14		
93	74	15.06	3.5	B5/B14		
24	285	58.09	1.8	BON 35	B5/B14	
28	246	50.02	2		B5/B14	
32	215	43.75	2.3		B5/B14	
36	190	38.73	2.6		B5/B14	
40	170	34.62	2.9		B5/B14	
49	139	28.3	3.6		B5/B14	
64	107	21.78	4.5		B5/B14	





P_{1n} (kW)	n_2 (r/min)	M_{2n} (Nm)	i	SF			
6 Pole (960 rpm)	62	112	14.62	1.1	BON 20	B5/B14	
	76	91	11.90	1.3		B5/B14	
	92	75	9.81	1.6		B5/B14	
	98	70	9.71	1.1		B5/B14	
	117	59	7.72	1.4		B5/B14	
	158	43	5.69	1.6		B5/B14	
	194	35	4.63	2.0		B5/B14	
	236	29	3.82	2.4		B5/B14	
	38	182	23.85	1.1		BON 25	B5/B14
	45	153	20.08	1.3			B5/B14
61	113	14.81	1.8	B5/B14			
68	101	13.21	1.4	B5/B14			
75	92	12.05	2.2	B5/B14			
91	76	9.93	2.6	B5/B14			
103	67	8.78	1.8	B5/B14			
122	56	7.39	2.1	B5/B14			
165	42	5.45	2.4	B5/B14			
23	296	38.73	1	BON 30	B5/B14		
26	264	34.62	1.1		B5/B14		
32	216	28.3	1.4		B5/B14		
41	166	21.78	1.7		B5/B14		
52	132	17.33	2.1		B5/B14		
60	115	15.06	2.3		B5/B14		
73	95	12.37	2.8		B5/B14		
88	79	10.28	3.1		B5/B14		
113	61	7.93	3		B5/B14		
143	48	6.31	3.7		B5/B14		
164	42	5.48	3.6	B5/B14			
15.5	444	58.09	1.1	BON 35	B5/B14		
18.0	382	50.02	1.3		B5/B14		
21	334	43.75	1.5		B5/B14		
23	296	38.73	1.7		B5/B14		
26	264	34.62	1.9		B5/B14		
32	216	28.30	2.3		B5/B14		
41	166	21.78	2.9		B5/B14		
52	132	17.33	3.6	B5/B14			

1.1

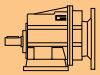

P_{1n} (kW)	n_2 (r/min)	M_{2n} (Nm)	i	SF		
2 Pole (2800 rpm)	98	103	28.5	1.2	BON 20	B5/B14
	119	85	23.56	1.4		B5/B14
	141	71	19.83	1.7		B5/B14
	157	64	17.86	1.4		B5/B14
	192	53	14.62	2.3		B5/B14
	203	50	13.8	1.8		B5/B14
	235	43	11.9	2.8		B5/B14
	285	35	9.81	3.4		B5/B14
	305	33	9.17	2.4		B5/B14
	363	28	7.72	2.9		B5/B14

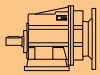



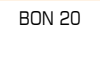

BON HELICAL GEAR BOXES


P_{1n} (kW)	n_2 (r/min)	M_{2n} (Nm)	i	SF			P_{1n} (kW)	n_2 (r/min)	M_{2n} (Nm)	i	SF			
2 Pole (2800 rpm)	492	20	5.69	3.4	BON 25	B5/B14	6 Pole (960 rpm)	32	315	43.75	0.95	BON 30	B5/B14	
	605	16.7	4.63	4.2				36	279	38.73	1.1			B5/B14
	733	13.8	3.82	5.1				40	249	34.62	1.2			B5/B14
	52	194	54	1				49	204	28.3	1.5			B5/B14
	60	167	46.46	1.2				64	157	21.78	1.8			B5/B14
	69	146	40.6	1.4				81	125	17.33	2.2			B5/B14
	78	129	35.91	1.5				93	108	15.06	2.4			B5/B14
	97	104	28.88	1.9				113	89	12.37	2.9			B5/B14
	117	86	23.85	2.3				136	74	10.28	3.2			B5/B14
	139	72	20.08	2.8				177	57	7.93	3.2			B5/B14
	164	62	17.1	2.3	222	45		6.31	4	B5/B14				
	189	53	14.81	3.7	255	39		5.48	3.8	B5/B14				
	212	48	13.21	2.9	311	32		4.5	4.6	B5/B14				
	48	209	58.09	1.4	374	27		3.74	5.6	B5/B14				
	56	180	50.02	1.7	BON 30	B5/B14		24	418	58.09	1.2	BON 35	B5/B14	
	64	158	43.75	1.9				28	360	50.02	1.4			B5/B14
	72	139	38.73	2.2				32	315	43.75	1.6			B5/B14
	81	125	34.62	2.4				36	279	38.73	1.8			B5/B14
	99	102	28.30	2.9				40	249	34.62	2.0			B5/B14
	129	78	21.78	3.6	49	204		28.30	2.5	B5/B14				
48	209	58.09	2.4	BON 35	B5/B14	64	157	21.78	3.1	BON 20	B5/B14			
56	180	50.02	2.8			81	125	17.33	3.8			B5/B14		
64	158	43.75	3.2			93	108	15.06	4.2			B5/B14		
72	139	38.73	3.6	BON 20	B5/B14	92	110	9.81	1.1	BON 25	B5/B14			
81	125	34.62	4			117	87	7.72	0.92			B5/B14		
96	105	14.62	1.1			158	64	5.69	1.1			B5/B14		
118	86	11.9	1.4			194	52	4.63	1.3			B5/B14		
143	71	9.81	1.7			236	43	3.82	1.6			B5/B14		
153	66	9.17	1.2			61	166	14.81	1.2			B5/B14		
181	56	7.72	1.4			75	135	12.05	1.5			B5/B14		
246	41	5.69	1.7	91	111	9.93	1.8	B5/B14						
302	33	4.63	2.1	103	98	8.78	1.2	B5/B14						
366	28	3.82	2.5	122	83	7.39	1.4	B5/B14						
48	208	28.88	0.96	BON 25	B5/B14	165	61	5.45	1.6	BON 30	B5/B14			
59	172	23.85	1.2			203	50	4.43	2			B5/B14		
70	145	20.08	1.4			246	41	3.66	2			B5/B14		
95	107	14.81	1.9			32	317	28.3	0.95			B5/B14		
106	95	13.21	1.5			41	244	21.78	1.1			B5/B14		
116	87	12.05	2.3			52	194	17.33	1.4			B5/B14		
141	72	9.93	2.8			60	169	15.06	1.5			B5/B14		
159	63	8.78	1.9			73	139	12.37	1.9			B5/B14		
189	53	7.39	2.3			88	115	10.28	2.1			B5/B14		
257	39	5.45	2.5			113	89	7.93	2			B5/B14		
316	32	4.43	3.1	143	71	6.31	2.5	B5/B14						
383	26	3.66	3	164	61	5.48	2.4	B5/B14						
						200	50	4.5	3	B5/B14				
						241	42	3.74	3.6	B5/B14				





P_{1n} (kW)	n_2 (r/min)	M_{2n} (Nm)	i	SF		
6 Pole (960 rpm)	21	490	43.75	1.0	BON 35	B5/B14
	23	434	38.73	1.2		B5/B14
	26	388	34.62	1.3		B5/B14
	32	317	28.30	1.6		B5/B14
	41	244	21.78	2.0		B5/B14
	52	194	17.33	2.5		B5/B14
	60	169	15.06	2.7		B5/B14
	73	139	12.37	3.3		B5/B14
	88	115	10.28	3.8		B5/B14
	113	89	7.93	2.9		B5/B14
	143	71	6.31	3.7		B5/B14
	164	61	5.48	3.7		B5/B14



P_{1n} (kW)	n_2 (r/min)	M_{2n} (Nm)	i	SF			
4 Pole (1400 rpm)	48	285	58.09	1.8	BON 35	B5/B14	
	56	246	50.02	2		B5/B14	
	64	215	43.75	2.3		B5/B14	
	72	190	38.73	2.6		B5/B14	
	81	170	34.62	2.9		B5/B14	
	99	139	28.3	3.6		B5/B14	
	118	117	11.9	1		BON 20	B5/B14
	143	96	9.81	1.2	B5/B14		
	153	90	9.17	0.89	B5/B14		
	181	76	7.72	1.1	B5/B14		
	246	56	5.69	1.3	B5/B14		
	302	45	4.63	1.5	B5/B14		
	366	38	3.82	1.9	B5/B14		
	95	145	14.81	1.4	BON 25		B5/B14
	116	118	12.05	1.7			B5/B14
	141	98	9.93	2.1			B5/B14
	159	86	8.78	1.4			B5/B14
	189	73	7.39	1.7		B5/B14	
257	54	5.45	1.9	B5/B14			
316	44	4.43	2.3	BON 30	B5/B14		
383	36	3.66	2.2		B5/B14		
40	340	34.62	0.88		B5/B14		
49	278	28.3	1.1		B5/B14		
64	214	21.78	1.3		B5/B14		
81	170	17.33	1.6		B5/B14		
93	148	15.06	1.8		B5/B14		
113	122	12.37	2.1		B5/B14		
136	101	10.28	2.4		B5/B14		
177	78	7.93	2.3		B5/B14		
222	62	6.31	2.9	BON 35	B5/B14		
255	54	5.48	2.8		B5/B14		
311	44	4.5	3.4		B5/B14		
374	37	3.74	4.1		B5/B14		
24	571	58.09	0.88		B5/B14		
28	491	50.02	1.0		B5/B14		
32	430	43.75	1.2		B5/B14		
36	380	38.73	1.3		B5/B14		
40	340	34.62	1.5		B5/B14		
49	278	28.30	1.8		B5/B14		
64	214	21.78	2.2		B5/B14		
81	170	17.33	2.8		B5/B14		
93	148	15.06	3.1	B5/B14			
113	122	12.37	3.8	B5/B14			
136	101	10.28	4.4	B5/B14			
177	78	7.93	3.3	B5/B14			
222	62	6.31	4.2	B5/B14			
255	54	5.48	4.3	B5/B14			

1.5						
P_{1n} (kW)	n_2 (r/min)	M_{2n} (Nm)	i	SF		
2 Pole (2800 rpm)	119	116	23.56	1	BON 20	B5/B14
	141	97	19.83	1.2		B5/B14
	192	72	14.62	1.7		B5/B14
	203	68	13.8	1.3		B5/B14
	235	58	11.9	2.1		B5/B14
	285	48	9.81	2.5		B5/B14
	305	45	9.17	1.8		B5/B14
	363	38	7.72	2.1		B5/B14
	492	28	5.69	2.5		B5/B14
	605	23	4.63	3.1		B5/B14
	733	18.8	3.82	3.7		B5/B14
	69	199	40.6	1		BON 25
	78	176	35.91	1.1	B5/B14	
	97	142	28.88	1.4	B5/B14	
	117	117	23.85	1.7	B5/B14	
	139	99	20.08	2	B5/B14	
	189	73	14.81	2.7	B5/B14	
	212	65	13.21	2.2	B5/B14	
	232	59	12.05	3.4	B5/B14	
	282	49	9.93	4.1	B5/B14	
	319	43	8.78	2.8	B5/B14	
	379	36	7.39	3.3	B5/B14	
	514	27	5.45	3.7	B5/B14	
	48	285	58.09	1.1	BON 30	B5/B14
	56	246	50.02	1.2		B5/B14
	64	215	43.75	1.4		B5/B14
	72	190	38.73	1.6		B5/B14
	81	170	34.62	1.8		B5/B14
	99	139	28.3	2.2		B5/B14
	129	107	21.78	2.6		B5/B14
	162	85	17.33	3.3		B5/B14
	186	74	15.06	3.5		B5/B14



BON HELICAL GEAR BOXES



P_{1n} (kW)	n_2 (r/min)	M_{2n} (Nm)	i	SF		
6 Pole (960 rpm)	52	265	17.33	1.1	BON 30	B5/B14
	60	230	15.06	1.1		B5/B14
	73	189	12.37	1.4		B5/B14
	88	157	10.28	1.5		B5/B14
	113	121	7.93	1.5		B5/B14
	143	96	6.31	1.9		B5/B14
	164	84	5.48	1.8		B5/B14
	200	69	4.5	2.2		B5/B14
	241	57	3.74	2.6		B5/B14
	26	529	34.62	0.95	BON 35	B5/B14
	32	432	28.30	1.2		B5/B14
	41	333	21.78	1.4		B5/B14
	52	265	17.33	1.8		B5/B14
	60	230	15.06	2.0		B5/B14
	73	189	12.37	2.4		B5/B14
	88	157	10.28	2.8		B5/B14
	113	121	7.93	2.1		B5/B14
	143	96	6.31	2.7		B5/B14
164	84	5.48	2.7	B5/B14		
200	69	4.50	3.3	B5/B14		
241	57	3.74	3.5	B5/B14		



P_{1n} (kW)	n_2 (r/min)	M_{2n} (Nm)	i	SF			
4 Pole (1400 rpm)	72	279	38.73	1.8	BON 35	B5/B14	
	81	249	34.62	2		B5/B14	
	99	204	28.3	2.5		B5/B14	
	129	157	21.78	3.1		B5/B14	
	162	125	17.33	3.8		B5/B14	
	64	314	21.78	0.89		BON 30	B5/B14
	81	250	17.33	1.1			B5/B14
	93	217	15.06	1.2			B5/B14
	113	178	12.37	1.5			B5/B14
	136	148	10.28	1.6	B5/B14		
	177	114	7.93	1.6	B5/B14		
	222	91	6.31	2	B5/B14		
	255	79	5.48	1.9	B5/B14		
	311	65	4.5	2.3	B5/B14		
	374	54	3.74	2.8	B5/B14		
	40	499	34.62	1.0	BON 35	B5/B14	
	49	408	28.3	1.2		B5/B14	
	64	314	21.78	1.5		B5/B14	
81	250	17.33	1.9	B5/B14			
93	217	15.06	2.1	B5/B14			
113	178	12.37	2.6	B5/B14			
136	148	10.28	3	B5/B14			
177	114	7.93	2.3	B5/B14			
222	91	6.31	2.9	B5/B14			
255	79	5.48	2.9	B5/B14			
311	65	4.5	3.5	B5/B14			
374	54	3.74	3.7	B5/B14			
73	277	12.37	0.94	BON 30	B5/B14		
88	230	10.28	1		B5/B14		
113	178	7.93	1		B5/B14		
143	141	6.31	1.3		B5/B14		
164	123	5.48	1.2		B5/B14		
200	101	4.5	1.5		B5/B14		
241	84	3.74	1.8		B5/B14		
41	488	21.78	1		BON 35	B5/B14	
52	388	17.33	1.2			B5/B14	
60	338	15.06	1.4	B5/B14			
73	277	12.37	1.7	B5/B14			
88	230	10.28	1.9	B5/B14			
113	178	7.93	1.5	B5/B14			
143	141	6.31	1.8	B5/B14			
164	123	5.48	1.9	B5/B14			
200	101	4.5	2.3	B5/B14			
241	84	3.74	2.4	B5/B14			

2.2

2 Pole (2800 rpm)	97	208	28.88	0.96	BON 25	B5/B14
	117	172	23.85	1.2		B5/B14
	139	145	20.08	1.4		B5/B14
	189	107	14.81	1.9		B5/B14
	212	95	13.21	1.5		B5/B14
	232	87	12.05	2.3		B5/B14
	282	72	9.93	2.8		B5/B14
	319	63	8.78	1.9		B5/B14
	379	53	7.39	2.3		B5/B14
	514	39	5.45	2.5	B5/B14	
	632	32	4.43	3.1	B5/B14	
	765	26	3.66	3	B5/B14	
	64	315	43.75	0.95	BON 30	B5/B14
	72	279	38.73	1.1		B5/B14
	81	249	34.62	1.2		B5/B14
	99	204	28.3	1.5		B5/B14
	129	157	21.78	1.8		B5/B14
	162	125	17.33	2.2		B5/B14
186	108	15.06	2.4	B5/B14		
226	89	12.37	2.9	B5/B14		
272	74	10.28	3.2	B5/B14		
353	57	7.93	3.2	B5/B14		
444	45	6.31	4	B5/B14		
511	39	5.48	3.8	B5/B14		



P_{1n} (kW)	n_2 (r/min)	M_{2n} (Nm)	i	SF		
------------------	------------------	------------------	---	----	---	---

P_{1n} (kW)	n_2 (r/min)	M_{2n} (Nm)	i	SF		
------------------	------------------	------------------	---	----	---	---

3.0

2 Pole (2800 rpm)	99	278	28.3	1.1	BON 30	B5/B14
	129	214	21.78	1.3		B5/B14
	162	170	17.33	1.6		B5/B14
	186	148	15.06	1.8		B5/B14
	226	122	12.37	2.1		B5/B14
	272	101	10.28	2.4		B5/B14
	353	78	7.93	2.3		B5/B14
	444	62	6.31	2.9		B5/B14
	511	54	5.48	2.8	B5/B14	
	622	44	4.5	3.4	B5/B14	
	749	37	3.74	4.1	B5/B14	
	81	340	34.62	1.5	BON 35	B5/B14
	99	278	28.3	1.8		B5/B14
	129	214	21.78	2.2		B5/B14
	162	170	17.33	2.8		B5/B14
	186	148	15.06	3.1		B5/B14
226	122	12.37	3.8	B5/B14		
272	101	10.28	4.4	B5/B14		
353	78	7.93	3.3	B5/B14		
444	62	6.31	4.2	B5/B14		
4 Pole (1400 rpm)	93	296	15.06	0.88	BON 30	B5/B14
	113	243	12.37	1.1		B5/B14
	136	202	10.28	1.2		B5/B14
	177	156	7.93	1.2		B5/B14
	222	124	6.31	1.5		B5/B14
	255	108	5.48	1.4		B5/B14
	311	88	4.5	1.7		B5/B14
	374	73	3.74	2		B5/B14
	49	556	28.3	0.9	BON 35	B5/B14
	64	428	21.78	1.1		B5/B14
	81	340	17.33	1.4		B5/B14
	93	296	15.06	1.6		B5/B14
	113	243	12.37	1.9		B5/B14
	136	202	10.28	2.2		B5/B14
	177	156	7.93	1.7		B5/B14
	222	124	6.31	2.1		B5/B14
255	108	5.48	2.1	B5/B14		
311	88	4.5	2.6	B5/B14		
374	73	3.74	2.7	B5/B14		

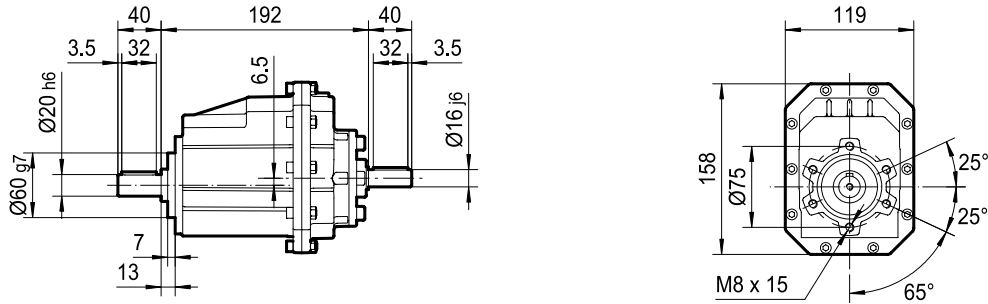
4.0

2 Pole (2800 rpm)	162	227	17.33	1.2	BON 30	B5/B14	
	186	197	15.06	1.3		B5/B14	
	226	162	12.37	1.6		B5/B14	
	272	135	10.28	1.8		B5/B14	
	353	104	7.93	1.7		B5/B14	
	444	83	6.31	2.2		B5/B14	
	511	72	5.48	2.1		B5/B14	
	622	59	4.5	2.5		B5/B14	
	749	49	3.74	3.1	B5/B14		
	81	453	34.62	1.1	BON 35	B5/B14	
	99	371	28.3	1.3		B5/B14	
	129	285	21.78	1.7		B5/B14	
	162	227	17.33	2.1		B5/B14	
	186	197	15.06	2.3		B5/B14	
	226	162	12.37	2.8		B5/B14	
	272	135	10.28	3.3		B5/B14	
353	104	7.93	2.5	B5/B14			
444	83	6.31	3.1	B5/B14			
511	72	5.48	3.2	B5/B14			
622	59	4.5	3.9	B5/B14			
749	49	3.74	4.1	B5/B14			
4 Pole (1400 rpm)	136	269	10.28	0.89	BON 30	B5/B14	
	177	208	7.93	0.87		B5/B14	
	222	165	6.31	1.1		B5/B14	
	255	144	5.48	1		B5/B14	
	311	118	4.5	1.3		B5/B14	
	374	98	3.74	1.5		B5/B14	
	81	454	17.33	1.1		BON 35	B5/B14
	93	394	15.06	1.2			B5/B14
	113	324	12.37	1.4	B5/B14		
	136	269	10.28	1.6	B5/B14		
	117	208	7.93	1.3	B5/B14		
	222	165	6.31	1.6	B5/B14		
	255	144	5.48	1.6	B5/B14		
	311	118	4.5	2	B5/B14		
	374	98	3.74	2	B5/B14		

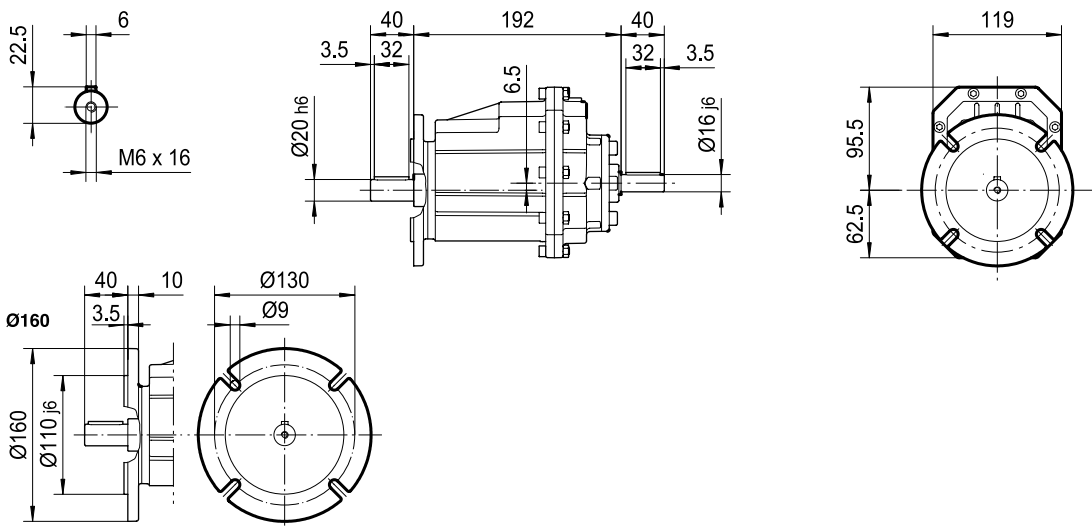


DIMENSION SHEET

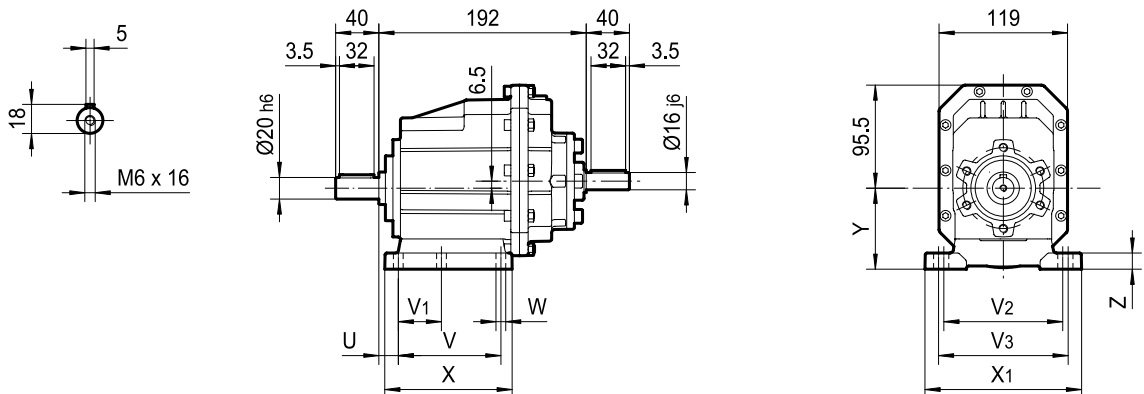
BON-IS 20 - U



BON-IS 20 - F (IEC)



BON-IS 20 - H



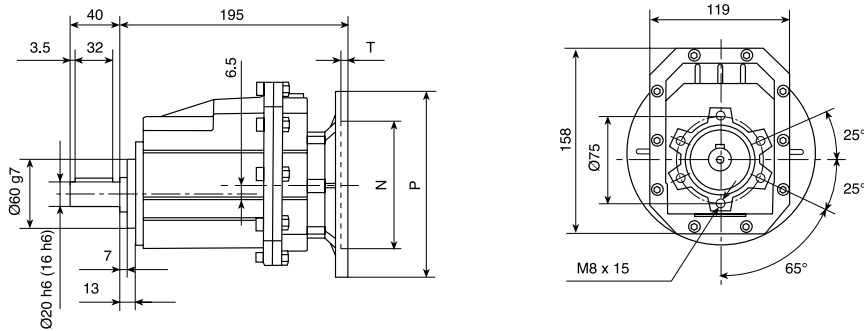
Feet	U	V	V ₁	V ₂	V ₃	W	X	X ₁	Y	Z
H 20	18	107.5	60	130	-	11	136	155	95	17



DIMENSION SHEET

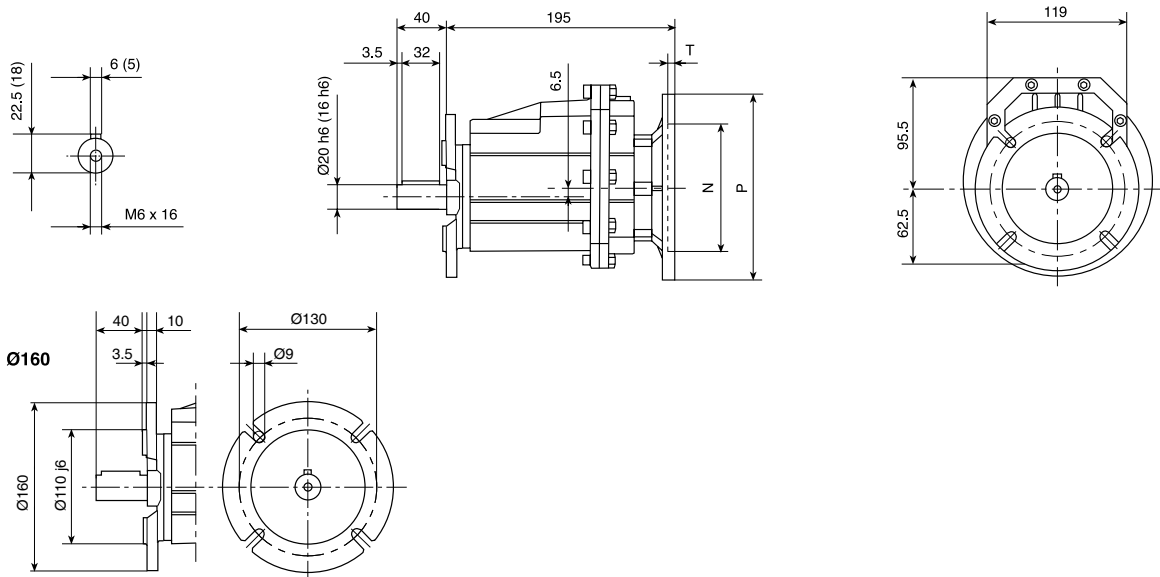
BON 20 - U

(IEC)



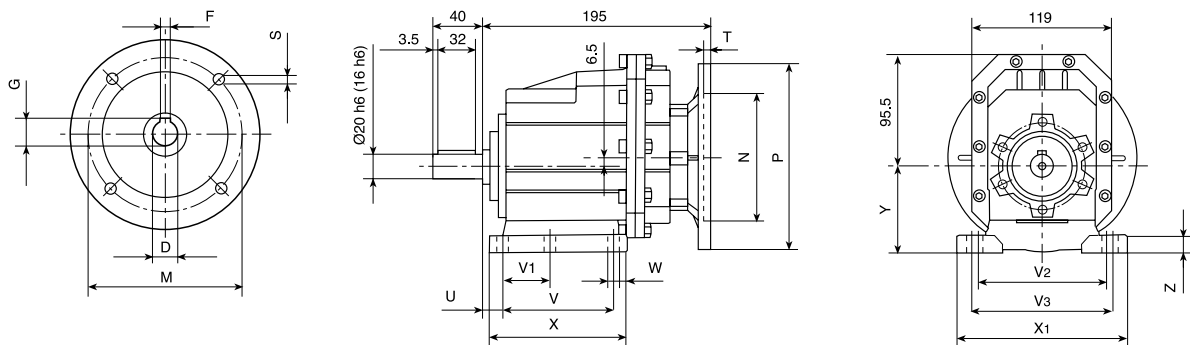
BON 20 - F

(IEC)



BON 20 - H

(IEC)



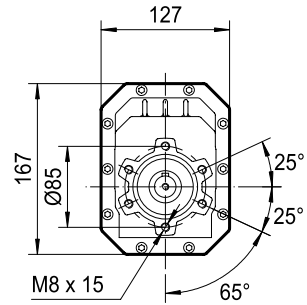
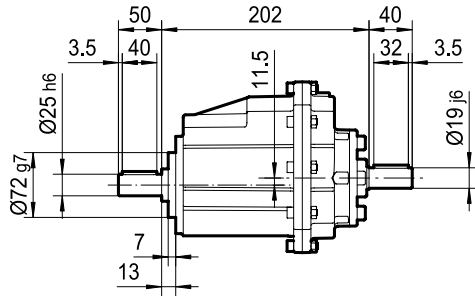
IEC	D	F	G	P	M	N	S	T
63B5	11	4	12.8	140	115	95	9	5
71B5	14	5	16.3	160	130	110	9	5
71B14	14	5	16.3	105	85	70	7	5
80B5	19	6	21.8	200	165	130	11	5
80B14	19	6	21.8	120	100	80	7	5

Feet	U	V	V ₁	V ₂	V ₃	W	X	X ₁	Y	Z
H 20	18	107.5	60	130	-	11	136	155	95	17



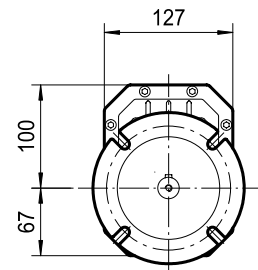
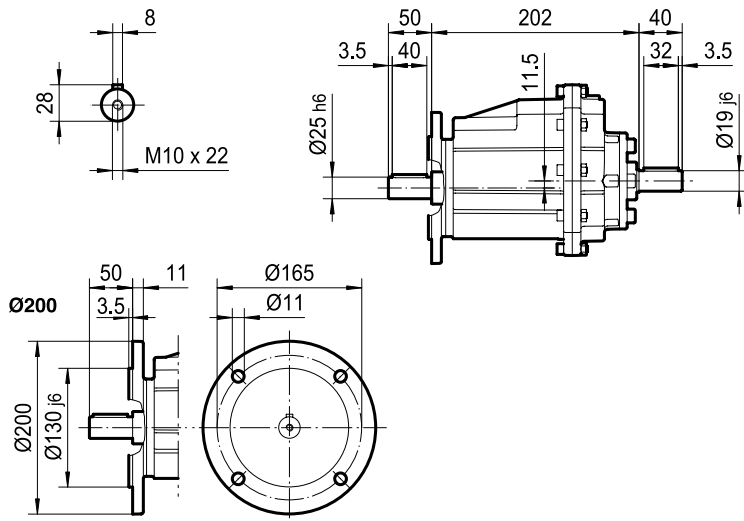
DIMENSION SHEET

BON-IS 25 - U

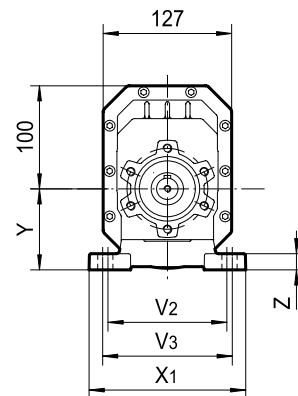
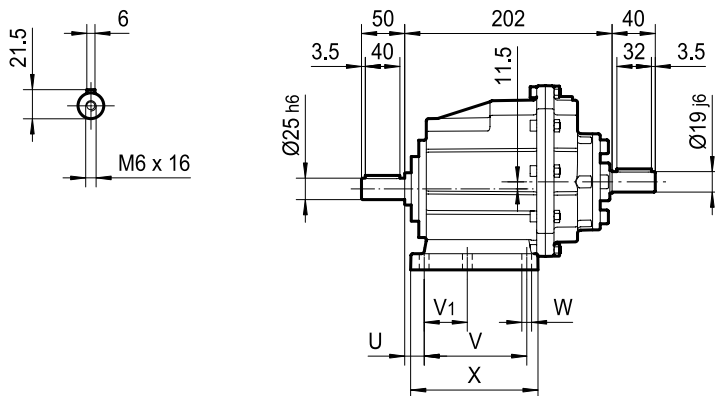


BON-IS 25 - F

(IEC)




BON-IS 25 - H



Feet	U	V	V ₁	V ₂	V ₃	W	X	X ₁	Y	Z
H 25	18	107.5	60	130	-	11	136	155	100	17

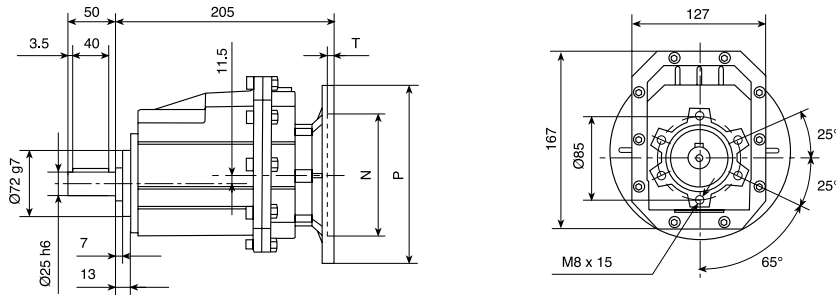




DIMENSION SHEET

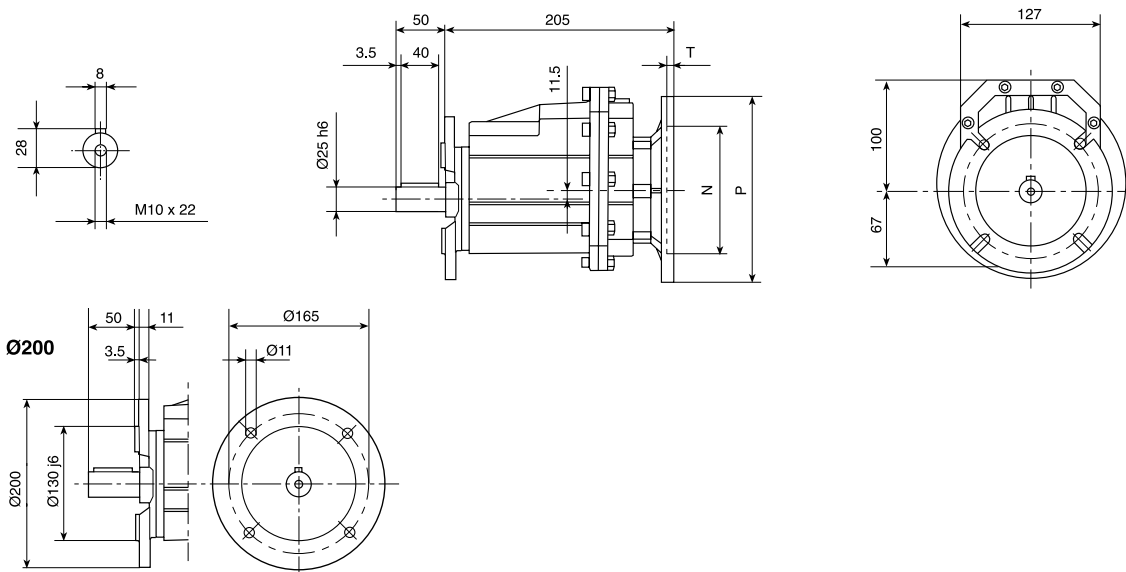
BON 25 - U

(IEC)



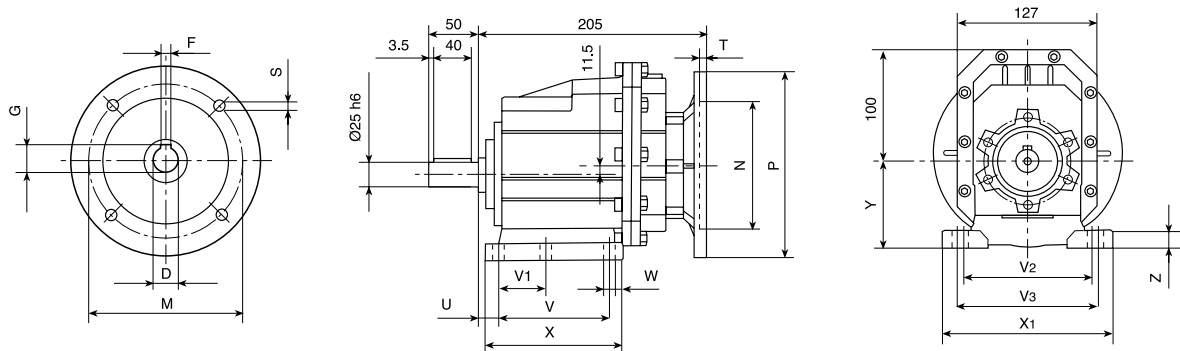
BON 25 - F

(IEC)



BON 25 - H

(IEC)



Feet	U	V	V ₁	V ₂	V ₃	W	X	X ₁	Y	Z
H 25	18	107.5	60	130	-	11	136	155	100	17

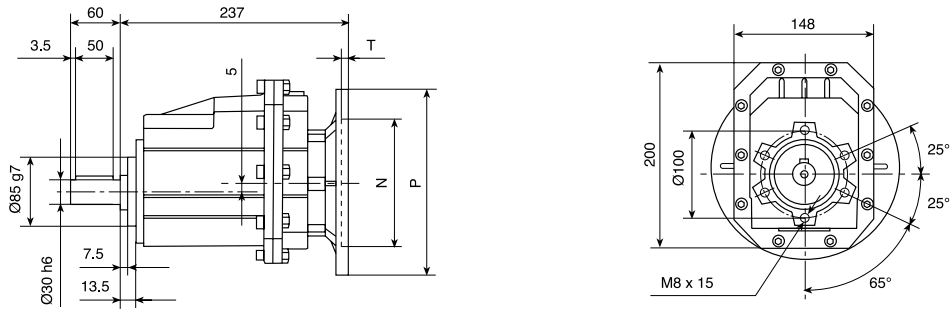
IEC	D	F	G	P	M	N	S	T
71B5	14	5	16.3	160	130	110	9	5
71B14	14	5	16.3	105	85	70	7	5
80B5	19	6	21.8	200	165	130	11	5
80B14	19	6	21.8	120	100	80	7	5
90B5	24	8	27.3	200	165	130	11	5
90B14	24	8	27.3	140	115	95	9	5



DIMENSION SHEET

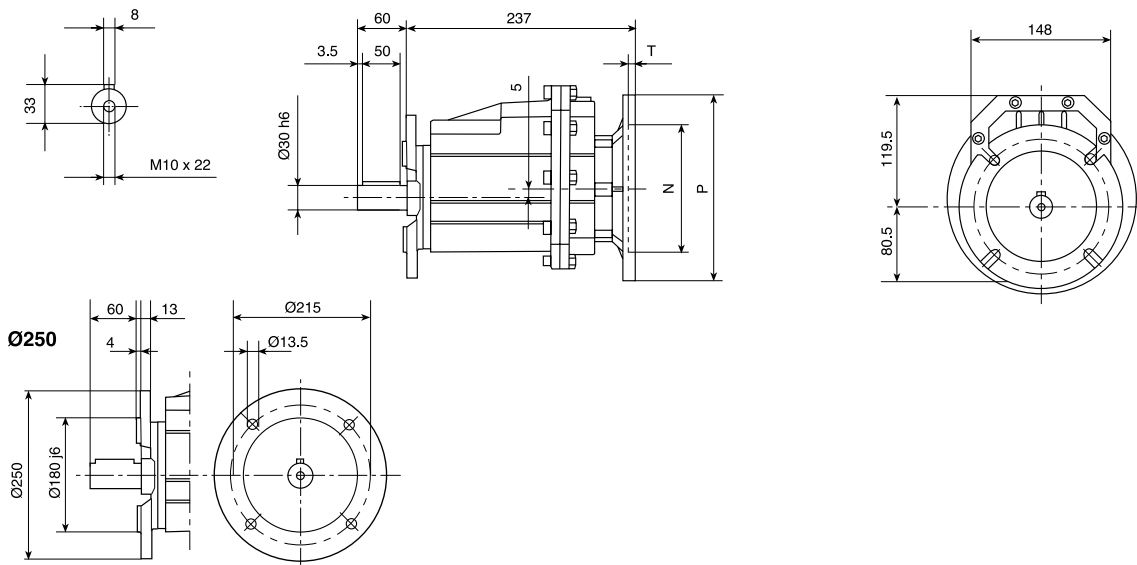
BON 30 - U

(IEC)



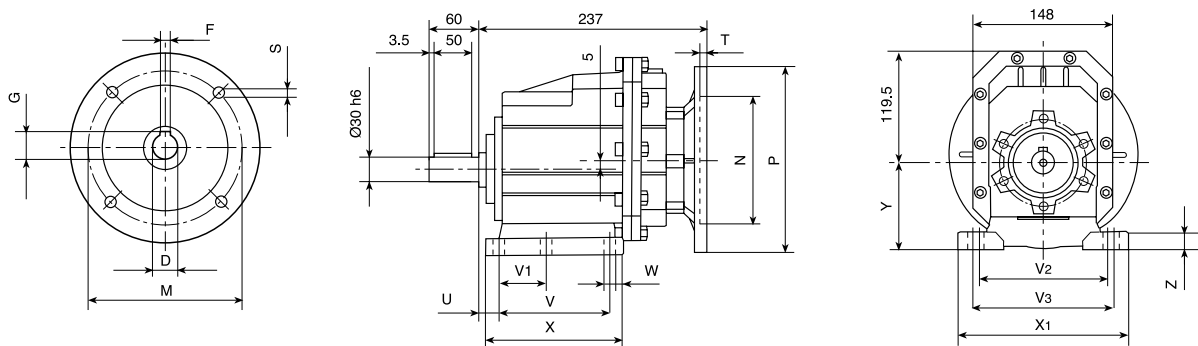
BON 30 - F

(IEC)



BON 30 - P

(IEC)



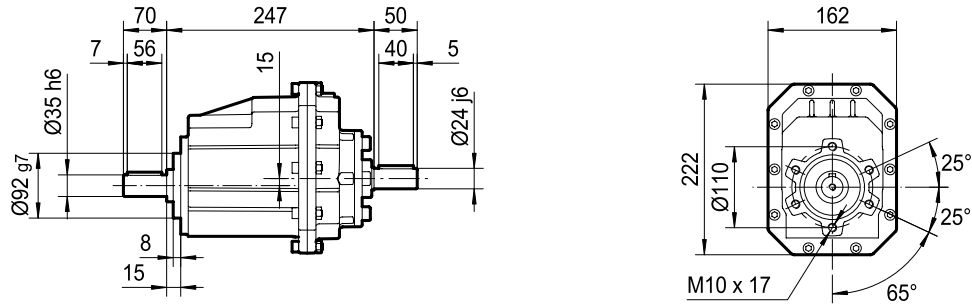
IEC	D	F	G	P	M	N	S	T
80B5	19	6	21.8	200	165	130	11	5
80B14	19	6	21.8	120	100	80	7	5
90B5	24	8	27.3	200	165	130	11	5
90B14	24	8	27.3	140	115	95	9	5
100/112B5	28	8	31.3	250	215	180	13.5	5
100/112B14	28	8	31.3	160	130	110	9	5

Feet	U	V	V ₁	V ₂	V ₃	W	X	X ₁	Y	Z
H 30	32	110	-	170	185	14	150	230	110	20



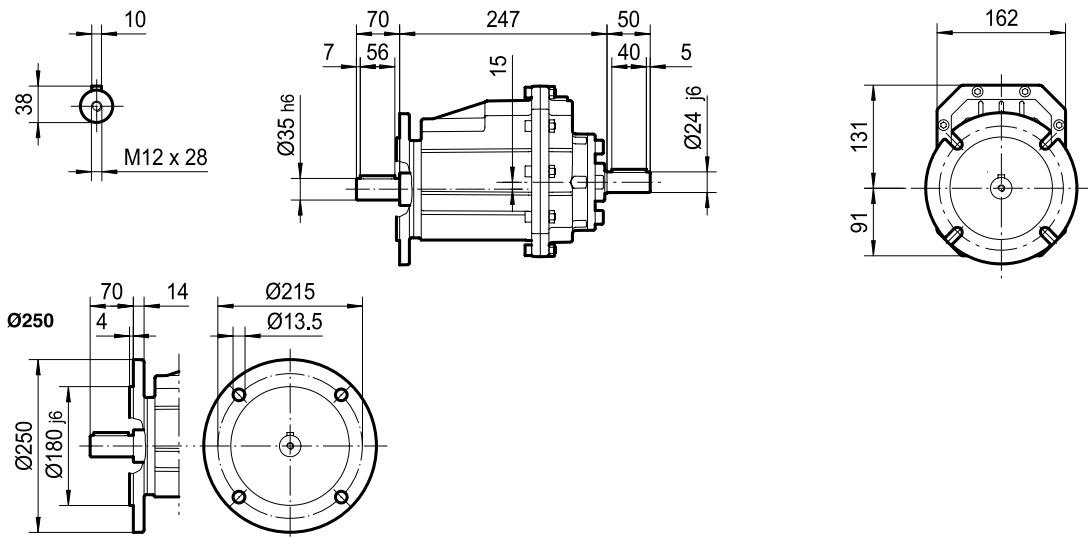
DIMENSION SHEET

BON-IS 35 - U

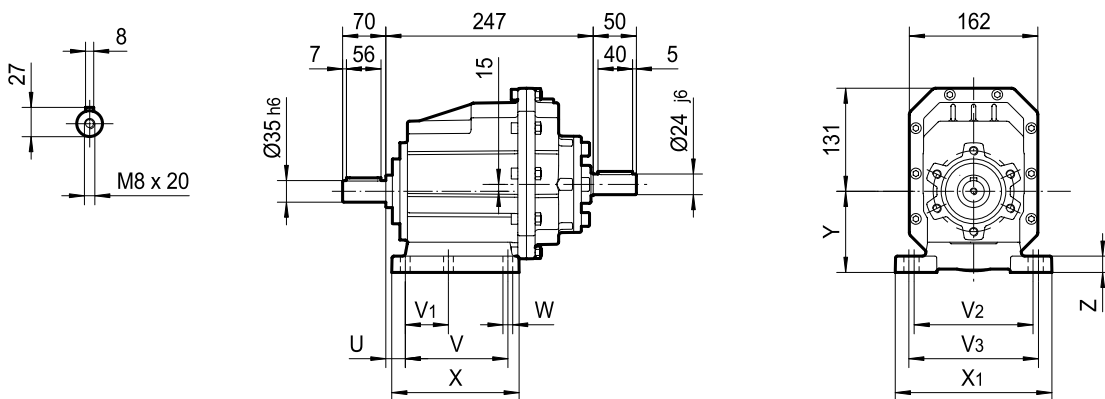


BON-IS 35 - F

(IEC)



BON-IS 35 - H



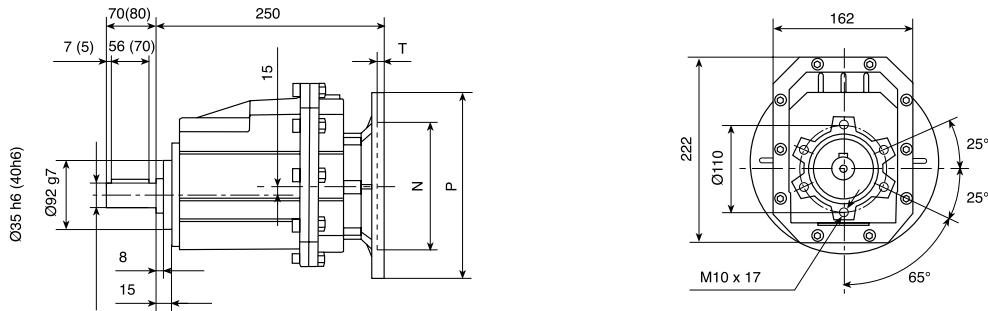
Feet	U	V	V ₁	V ₂	V ₃	W	X	X ₁	Y	Z
H 35	35	110	-	170	185	14	150	230	120	20



DIMENSION SHEET

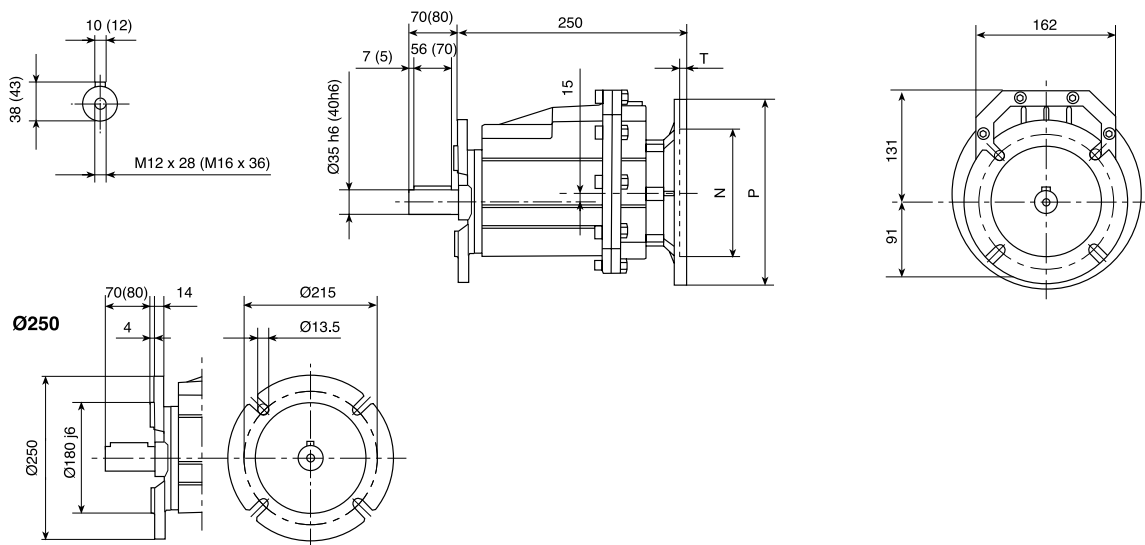
BON 35 - U

(IEC)



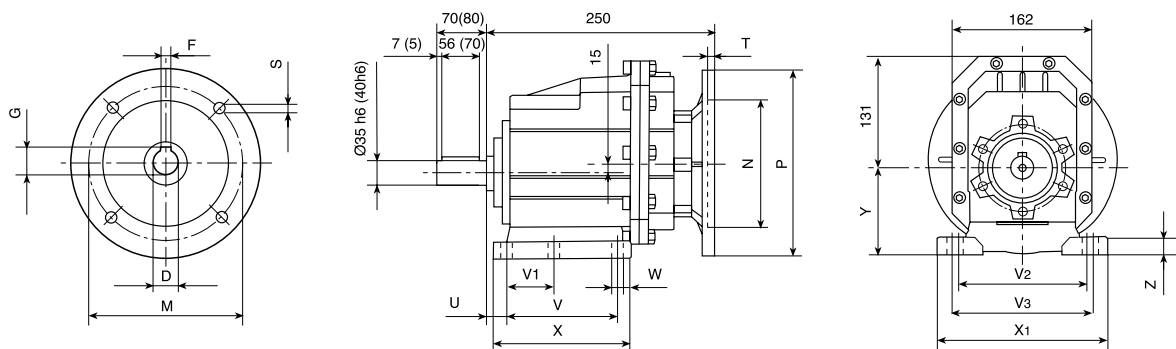
BON 35 - F

(IEC)



BON 35 - P

(IEC)



Feet	U	V	V ₁	V ₂	V ₃	W	X	X ₁	Y	Z
H 35	35	110	-	170	185	14	150	230	120	20

IEC	D	F	G	P	M	N	S	T
80B5	19	6	21.8	200	165	130	11	5
80B14	19	6	21.8	120	100	80	7	5
90B5	24	8	27.3	200	165	130	11	5
90B14	24	8	27.3	140	115	95	9	5
100/112B5	28	8	31.3	250	215	180	13.5	5
100/112B14	28	8	31.3	160	130	110	9	5



CORRESPONDENCE ADDRESS



CANADA

795 Lakeshore Dr, Suite-307
Dorval, Quebec
H9S 0A8
CANADA
Email : sales.canada@bonvario.com



GERMANY

Gablonzer Ring 29 / 4186
Kaufbeuren
Bayern - 87600
GERMANY
Email : sales.germany@bonvario.com



USA

4281 Express Lane
Suite N-4164
Sarasota, FLORIDA 34238
UNITED STATES OF AMERICA
Email : sales.usa@bonvario.com

BONVARIO



www.bonvario.com



ITALY

Via San Francesco d'Assisi N-22A
Torino - 10121
ITALY
Email: info@bonvario.com



INDIA

15/24, Main Mathura Road
Badarpur, Near NTPC gate
New Delhi – 110044
INDIA
Email: sales.india@bonvario.com
Tel.: 011-29949306, 29949307

CHANNEL PARTNER: